

DVS-G100 Series


EN	Instruction Sheet
TR	Bilgi Dökümanı
TW	安裝說明
CN	安装说明




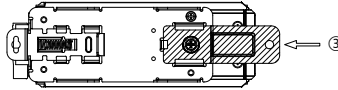
EN	✖ This is an OPEN TYPE module and therefore should be used indoor and installed in an enclosure free of airborne dust, humidity, electric shock and vibration. The enclosure should prevent non-maintenance staff from operating the device (e.g. key or specific tools are required for operating the enclosure) in case danger and damage on the device may occur. Certified power supply with SELV output or certified power supply providing double insulation. If the equipment is used in a manner not specified by the manufacturer, the protection provided by the equipment may be impaired. Use dry cloth to clean the product.
FR	✖ Ceci est un module ouvert et doit donc être utilisé à l'intérieur, installé dans une armoire protégée de la poussière, des vibrations et ne pas être exposé aux chocs électriques. Le boîtier ou l'armoire doit éviter toute action d'un personnel autre que celui affecté à la maintenance de l'appareil (par exemple, clefs, outils spécifiques pour l'ouverture du coffret), ceci afin d'éviter tout accident corporel ou endommagement du produit). Alimentation certifiée avec sortie SELV ou alimentation certifiée offrant une double isolation. Si cet équipement est utilisé en dehors des préconisations du fabricant, les systèmes de protection qu'il intègre peuvent s'en trouver altérés. Utiliser un chiffon sec pour nettoyer le produit.
TR	✖ Bu ürün AÇIK TİP bir modül olup toz, rutubet, elektrik şoku ve titreşimden uzak kapalı yerlerde muhafaza edilmelidir. Yanlış kullanım sonucu ürünün zarar görmesini önlemek için yetkili olmayan kişiler tarafından ürüne müdahale edilmesini önleyecek koruyucu önlemler alınmalıdır. (Ürünün bulunduğu panoya kilit konulması gibi). SELV çıkışlı sertifikalı güç kaynağı veya çift yalıtım sağlayan sertifikalı güç kaynağı. Ekipman, üretici tarafından belirlenmeyen bir şekilde kullanılırsa, ekipman tarafından sağlanan koruma zarar görebilir. Ürünü temizlemek için kuru bez kullanılmalıdır.
TW	✖ 本機為開放型 (OPEN TYPE) 機種，因此使用者使用本機時，必須在室內使用且安裝於具防塵、防潮及免於電擊衝擊意外之外殼配線箱內。另必須具備保護措施 (如：特殊之工具或鑰匙才可打開) 防止非維護人員操作或意外衝擊本體，造成危險及損壞。在正常情況與單一故障情況下，端子連接的外部線路所需要的防電擊保護。如果設備未依製造商指示使用，則設備提供的保護可能會受到損害。產品如有髒汙，請以乾布擦拭。

EN	Please refer to the DVS-G100 user manual for more information. (Hardware specification included)	TR	Daha fazla bilgi için DVS-G100 kullanım kılavuzuna bakın. (Donanım özellikleri dahil)
TW	詳細資料請參考 DVS-G100 使用者手冊 (含硬體詳細規格)	CN	详细资料请参考 DVS-G100 使用者手册 (含硬件详细规格)

EN	Assembly	TR	Montaj	TW	安裝	CN	组装
----	----------	----	--------	----	----	----	----


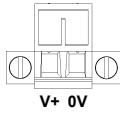


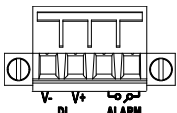
EN	DIN-rail mounting①: Step 1: Hook the upper end of the DIN clip of the DVS series switch on the DIN-Rail. Step 2: Lightly push the DVS series switch toward the DIN-Rail until they contact each other closely. DIN-rail removal②: Step 1: Insert the flat-blade screwdriver into the DIN clip and pull the DIN clip downward. Step 2: Pull the DVS series switch, and you can remove it from the DIN-Rail Wall-Mounting③: Step 1: Insert the wall mounting bracket into the slot on the rear panel of the DVS series switch, and tighten the screw on it, as shown in the diagram below. Step 2: Place the wall mounting bracket in an appropriate position, and tighten the two screws on the bracket and the DIN clip.	CAUTION / la caution / 警告 / 警告:  Hot surface !! DO NOT TOUCH !! Surface chaude ! NE PAS TOUCHER !! 表面高溫！請小心使用！！ 表面高溫！請小心使用！！
----	---	---

TR	DIN-ray montajı①: Adım 1: DVS serisi anahtarın DIN klipsinin üst ucunu DIN Rayına takın. Adım 2: DVS serisi anahtarını hafifçe birbiriyle temas edinceye kadar DIN Rayı'na doğru bastırın. DIN rayı kaldırma②: Adım 1: Düz uçlu tornavidayı DIN klipsine yerleştirin ve DIN klipsini aşağı doğru çekin. Adım 2: DVS serisi anahtarını çekin; DIN Rayından çıkartabilirsiniz. Duvara montaj③: Adım 1: Duvara montaj braketini DVS serisi anahtarın arka panelindeki yuvaya yerleştirin ve aşağıdaki şemada gösterildiği gibi üzerindeki vidayı sıkın. Adım 2: Duvara montaj braketini uygun bir konuma yerleştirin ve braketteki ve DIN klipsindeki iki vidayı sıkın.	DIN-rail installation 
----	---	---

TW	軌道式安裝① 步驟一：將背後的金屬安裝配件扣住 DIN-Rail。 步驟二：將向內推，直到金屬彈簧夾與 DIN-Rail 完全緊合。 軌道式卸下② 步驟一：將一字起子插入金屬彈簧夾下的洞孔並向下拉。 步驟二：拉起 DVS 底部即可順勢取出。 壁掛式安裝③ 步驟一：將附送的壁掛式金屬配件插入 DVS 後的凹槽，並用十字螺絲起子將金屬配件鎖緊於 DVS。 步驟二：經由 DVS 後金屬配件的兩個螺絲孔，將 DVS 鎖緊於您所需要的位置。	Wall-mounting installation 
----	--	--

CN	軌道式安裝① 步骤一：将背后的金属安装配件扣住 DIN-Rail。 步骤二：将向内推，直到金属弹簧夹与 DIN-Rail 完全紧合。 軌道式卸下② 步骤一：将一字起子插入金属弹簧夹下的洞孔并向下拉。 步骤二：拉起 DVS 底部即可顺势取出。 壁掛式安裝③ 步骤一：将附送的壁掛式金属配件插入 DVS 后的凹槽，并用十字螺丝起子将金属配件锁紧于 DVS。 步骤二：经由 DVS 后金属配件的两个螺丝孔，将 DVS 锁紧于您所需要的位置。	Delta Greentech Elektronik San. Ltd. Şti. Şerifali Mahallesi, Hendem Caddesi, Kule Sokak, No:16, A Blok Ümraniye / İstanbul, Türkiye TEL: +90 216 499 99 10 Fax: +90 216 499 80 70 Website: www.delta-turkey.com Factory information: Delta Electronics, Inc. Taiwan 31-1 Xingnan Road, Taoyuan County 33370, Taiwan TEL: 886-3-392-6301 FAX: 886-3-392-7287 China 1588 Jiangning East Road Wujiang Economic Development Zone Wujiang City, Jiang Su Province, People's Republic of China (Post code: 215206) TEL: 86-512-6340-3008 FAX: 86-512-6340-7286
----	--	---

EN Specification	TR Spesifikasyonu	TW 產品規格	CN 产品规格
Model Description / Model Tanım / 機種描述 / 机种描述		Managed Industrial Ethernet Switch 10/100/1000Base-T + 100/1000Base-SFP	
Power supply / Güç Besleme / 電源需求 / 电源需求		+12V ~ +48VDC, MAX 0.58A Redundant input (DVS-G106W02-2GF) +12V ~ +48VDC, MAX 0.91A Redundant input (DVS-G112W02-4GF) +12V ~ +48VDC, MAX 1.16A Redundant input (DVS-G116W02-4GF)	
Operation humidity / Çalışma nem aralığı / 操作濕度 / 操作湿度		5~95% (Non-condensing)	
Operation Tem. / Çalışma Sıcaklığı / 操作溫度 / 操作温度		-40°C ~ 75°C (If the ambient temperature is 60°C/140°F and the input voltage is 48V, the SFP Slot temperature will reach 80 to 85°C/185°F to 190°F)	
Storage Tem. / Saklama Sıcaklığı / 儲存溫度 / 储存温度		-40°C ~ 85°C	
Case / kabuki / 外殼 / 外壳		IP40 Metal Case (Chassis only, except all connector)	
Weight(g) / Ağırlık(g) / 重量 / 重量		<ul style="list-style-type: none"> 1060 (DVS-G106W02-2GF) 1080 (DVS-G112W02-4GF) 1100 (DVS-G116W02-4GF) 	
Dimensions(mm) / Ölçüler(mm) / 尺寸 / 尺寸		<ul style="list-style-type: none"> 135H x 51W x 135D (DVS-G106W02-2GF) 135H x 51W x 135D (DVS-G112W02-4GF) 135H x 65W x 135D (DVS-G116W02-4GF) 	

EN Pin definition	TR Pin açıklama	TW 接腳定義	CN 接脚定义
RJ45 (10/100/1000Base-T)			Power Input (PWR1/2)
	1 TP0+ 2 TP0- 3 TP1+ 4 TP2+ 5 TP2- 6 TP1- 7 TP3+ 8 TP3-		 1. 24-16AWG, 4.5 in-lbs (24-16AWG, 4.5 in-lbs) 2. All Wire must be rated to at least 85°C (Tout le fil doit être évalué à au moins 85 ° C)
SFP Fiber (100/1000 Base-SFP)			Alarm Contact & Digital Input
TX RX		TX RX	

部件名称 Part Name	有毒物质-Hazardous Substances						台達電子工業股份有限公司 機電事業群		Industrial Automation Headquarters Delta Electronics, Inc.											
	鉛(Pb)	汞(Hg)	鎘(Cd)	六价铬 (Cr VI)	多溴联苯 (PBB)	多溴二苯醚 (PBDE)			Taoyuan Technology Center No.18, Xinglong Rd., Taoyuan District, Taoyuan City, 33068, Taiwan TEL: 886-3-362-6301 / FAX: 886-3-371-6301											
金属部件 Metal Part	X	O	O	O	O	O			Delta Greentech (China) Co., Ltd. 238 Min-Xia Road, Pudong District, Shanghai, P.R.C. 201209 TEL: 86-21-5863-5678 / FAX: 86-21-5863-0003											
塑料部件 Plastic Part	O	O	O	O	O	O														
电子元件 Electronic	X	O	O	O	O	O														
触点 Contacts	O	O	X	O	O	O														
线缆和线缆附件 Cable & Cabling accessories	X	O	O	O	O	O														
电池 Battery	O	O	O	O	O	O														
本表格依据 SJ/T 11364 的规定编制。 O：表示该有害物质在该部件所有均质材料中的含量均在 GB/T 26572 规定的限量要求以下。 X：表示该有害物质至少在该部件的某一均质材料中的含量超出 GB/T 26572 规定的限量要求。																				
This table is made according to SJ/T 11364. O: Indicates that the concentration of hazardous substance in all of the homogeneous materials for this part is below the limit as stipulated in GB/T 26572. X: Indicates that concentration of hazardous substance in at least one of the homogeneous materials used for this part is above the limit as stipulated in GB/T 26572.																				
Asia Delta Electronics (Shanghai) Co., Ltd. No.182 Minyu Rd., Pudong Shanghai, P.R.C. Post code: 201209 TEL: 86-21-6872-3988 / FAX: 86-21-6872-3996 Customer Service: 400-820-9595 Delta Electronics (Japan), Inc. Tokyo Office Industrial Automation Sales Department 2-1-14 Shibadai, Minato-ku Tokyo, Japan 105-0012 TEL: 81-3-5733-1155 / FAX: 81-3-5733-1255 Delta Electronics (Korea), Inc. Seoul Office 1511, 219, Gasan Digital 1-Ro., Geumcheon-gu, Seoul, 08501 South Korea TEL: 82-2-515-5305 / FAX: 82-2-515-5302 Delta Energy Systems (Singapore) Pte Ltd. 4 Kaki Bukit Avenue 1, #05-04, Singapore 417939 TEL: 65-6747-5155 / FAX: 65-6744-9228 Delta Electronics (India) Pvt. Ltd. Plot No.43, Sector 35, HSIIDC Gurgaon, PIN 122001, Haryana, India TEL: 91-124-4874900 / FAX: 91-124-4874945 Delta Electronics (Thailand) PCL. 909 Soi 9, Moo 4, Bangpoo Industrial Estate (E.P.Z), Pattana 1 Rd., T.Phraksa, A.Muang, Samutprakarn 10280, Thailand TEL: 66-2709-2800 / FAX: 662-709-2827 Delta Energy Systems (Australia) Pty Ltd. Unit 20-21/45 Normanby Rd., Notting Hill Vic 3168, Australia TEL: 61-3-9543-3720							Americas Delta Electronics (Americas) Ltd. Raleigh Office P.O. Box 12173, 5101 Davis Drive, Research Triangle Park, NC 27709, U.S.A. TEL: 1-919-767-3813 / FAX: 1-919-767-3969 Delta Greentech (Brasil) S/A São Paulo Office Rua Itapeva, 26 – 3º Andar - Bela Vista CEP: 01332-000 – São Paulo – SP - Brasil TEL: 55-11-3530-8642 / 55-11-3530-8640 Delta Electronics International Mexico S.A. de C.V. Mexico Office Via Dr. Gustavo Baz No. 2160, Colonia La Loma, 54060 Tlalneapantla Estado de Mexico TEL: 52-55-2628-3015 #3050/3052 EMEA Headquarter: Delta Electronics (Netherlands) B.V. Sales: Sales.IA.EMEA@deltaww.com Marketing: Marketing.IA.EMEA@deltaww.com Technical Support: ltechnicalsupport@deltaww.com Customer Support: Customer-Support@deltaww.com Service: Service.IA.emea@deltaww.com TEL: +31(0)40 800 3800 BENELUX: Delta Electronics (Netherlands) B.V. De Witboog 20, 5652 AG Eindhoven, The Netherlands Mail: Sales.IA.Benelux@deltaww.com TEL: +31(0)40 800 3800 DACH: Delta Electronics (Netherlands) B.V. Coesterweg 45, D-59494 Soest, Germany Mail: Sales.IA.DACH@deltaww.com TEL: +49(0)2921 987 0							France: Delta Electronics (France) S.A. 21 du bois Chaland 2, 15 rue des Pyrénées, Lisses, 91090 Evry Cedex, France Mail: Sales.IA.FR@deltaww.com TEL: +33(0)1 69 77 82 60 Iberia: Delta Electronics Solutions (Spain) S.L.U Ctra. De Villaverde a Vallecas, 265 1º Dcha Ed. Hormigueras – P.I. de Vallecas 28031 Madrid TEL: +34(0)91 223 74 20 C/IJull. 321-329 (edifici CINC) 1 22@Barcelona, 08019 Barcelona Mail: Sales.IA.Iberia@deltaww.com TEL: +34 93 303 00 60 Italy: Delta Electronics (Italy) S.r.l. Ufficio di Milano Via Senigallia 18/2 20161 Milano (MI) Piazza Grazioli 18 00186 Roma Italy Mail: Sales.IA.Italy@deltaww.com TEL: +39 02 64672538 Russia: Delta Energy System LLC Verenskaya Plaza II, office 112 Verenskaya str. 17 121357 Moscow Russia Mail: Sales.IA.RU@deltaww.com TEL: +7 495 644 3240 Turkey: Delta Greentech Elektronik San. Ltd. Sti. (Turkey) Şerifali Mah. Henden Cad. Kule Sok. No:16-A 34775 Ümraniye – İstanbul Mail: Sales.IA.Turkey@deltaww.com TEL: +90 216 499 9910 GCC: Delta Energy Systems AG (Dubai BR) P.O. Box 185668, Gate 7, 3rd Floor, Hamarain Centre Dubai, United Arab Emirates Mail: Sales.IA.MEA@deltaww.com TEL: +971(0)4 2690148 Egypt + North Africa: Delta Electronics 511 Cairo Bussiness Plaza, North 90 street, New Cairo, Cairo, Egypt Mail: Sales.IA.MEA@deltaww.com						